

















Day 1	
	Modelled Read: Listen to a factual text about koalas read by Mrs Rowe.
	Pm e-collection book 1 - https://cengage.com.au/primary?type=auto Find your favourite page in your reader. Share it with someone in your family.
	Sight word practice – Only upload your task for your teacher when you know them automatically and if you are ready for a new sight word list.
	Writing- Koalas. Use your labelled koala to write about koalas in your scrapbook . 'Koalas have.....' Try and write 2 sentences about what a koala looks like. Have you included: <input checked="" type="checkbox"/> a capital letter at the start <input type="checkbox"/> finger spaces between words <input checked="" type="checkbox"/> a full stop at the end
	Spelling Play roll a sight word with this weeks WIK words (Words I Know). You'll find this is your Super Sight Word booklet . Complete 'me' in your Super Sight Word booklet .
	Spelling/Phonemic awareness- Complete the CVC match activity on Seesaw .
	Maths- Sign into Mathletics and view (explore- Videos- Cooking with Emma). Complete the set tasks on Mathletics - Before and After and Whole Numbers to 20 – before after and in between to 20.
	Maths - Play a game of skittles with your family. If you don't have skittles maybe use 10 teddy bears, toilet rolls or empty plastic bottles. Play another game of skittles. This time record each turn using your recording sheet on Seesaw .
	Science- The Changing Environment (<i>Inquisitive</i> unit) Use you the link http://inq.co/class/nu3 and log in code 2637 to access todays activity. Follow the online lesson pages 1-3 including the videos which you will find when you scroll down underneath. Then print and complete the page 6 worksheet. If you are unable to print the task complete the instructions in your scrapbook .
	Art- Koala drawing. Follow this link with step by step instructions on how to draw a Koala. https://www.youtube.com/embed/UneynNchGml
	Have a go at learning our school dance directed by Mrs Dorrian. Part 1- https://www.youtube.com/embed/4ZbZ5jKCrlc Part 2 - https://www.youtube.com/embed/HT1uuFQCW1Q




 This symbol indicates when you will need Seesaw to complete a task. This may be a link your teachers have provided, or a set activity.


 Specific tasks for Mathletics will be set each week. You may still complete other tasks, but these set activities need to be completed first.


Day 2	
	Modelled Read: <i>Koala Lou</i> - read by Mrs Rowe
	Reread Pm e-collection book 1 - https://cengage.com.au/primary?type=auto
	Handwriting – Complete page 2 of your Handwriting booklet .
	Writing Write the sentence ‘I am at the.....’ from your Sentence Writing booklet . Have you included: <input type="checkbox"/> a capital letter at the start <input type="checkbox"/> finger spaces between words <input checked="" type="checkbox"/> a full stop at the end. Illustrate your sentence with a picture.
	Jolly Phonics - Listen to the ‘Jolly Phonics’ songs https://www.youtube.com/embed/jvAYUvQUrGo Find each sound on your blue card as you hear it.
	Spelling Phonemic Awareness Complete the ‘Rhyme’ activity on Seesaw .
	Spelling- Have fun with today’s sight word activity on Seesaw to practise our WIK words - Sight word parking lot
	Maths warm up- watch the link https://www.youtube.com/watch?time_continue=33&v=ItincwrwWhA&feature=emb_title Complete idea 6 from the video- <i>Build your own tower race game</i> . You will need lego or blocks and a dice for this activity.
	Maths- Complete number 13 in your Number booklet .
	Maths- Subtraction Play a game of matching with subtraction facts on Seesaw
	Share what you know about koalas on Seesaw .
	History- My Name (<i>Inquisitive</i> unit) Use you the link http://ing.co/class/nu3 and log in code 2637 to access todays activity. Follow the online lesson. Don’t forget to scroll down for the video. Complete the Seesaw ‘My name’ task- Upload a picture of you as a baby or draw a picture of you as a baby. Ask mum or dad where your name comes from or why you were given that name. Record this on your baby photo.
	Complete the Scavenger Hunt on Seesaw .





 This symbol indicates when you will need *Seesaw* to complete a task. This may be a link your teachers have provided, or a set activity.


 Specific tasks for Mathletics will be set each week. You may still complete other tasks, but these set activities need to be completed first.


Day 3	
	Modelled Read: Listen to a story from Harper Kids https://www.youtube.com/playlist?list=PLiYzMwyBPG96EDjV7MAohaCnXoQnqiBmG
	Read Pm e-collection book 2 - https://cengage.com.au/primary?type=auto Did you like your book today? Why or why not? Share this with someone in your family.
	Jolly Phonics - Listen to the 'Jolly Phonics' songs https://www.youtube.com/embed/jvAYUvQURGo Try writing each sound as you hear it. You may like to use your blue sound card.
	Spelling – The 'ng' sound. On the day you are at school, your teacher will be teaching you the 'ng' sound. Complete the 'ng' activity in your Jolly Phonics booklet .
	Spelling- Complete 'we' in your Super Sight word booklet .
	Writing- Write the sentence 'I see the.....' from your Sentence Writing booklet . Have you included: <input type="radio"/> a capital letter at the start <input type="checkbox"/> finger spaces between words <input checked="" type="radio"/> a full stop at the end <div style="text-align: right;">Illustrate your sentence with a picture.</div>
	Spelling/ Phonemic Awareness- Complete the Seesaw reading task for today - Hidden Safari words.
	Maths Warm Up - Counting or writing numbers. Practice counting forward at least to 30. Can you count back from 20?
	Maths – Subtraction Complete the Cookie subtraction activity on Seesaw.
	Maths- Complete Number 14 in your Number booklet .
	PDH- Listen to the story 'Stick and Stone' from Seesaw . What do you think the main message of this story is? How have you been kind to your friends? Complete the Seesaw task – 'I can stick with my friends by.....'
	Art - You may like to draw or paint a picture of you and one of your friends.

 This symbol indicates when you will need Seesaw to complete a task. This may be a link your teachers have provided, or a set activity.

 Specific tasks for Mathletics will be set each week. You may still complete other tasks, but these set activities need to be completed first.

Day 4	
	Listen to the story 'The book with no pictures' read by the author B.J. Novak https://www.youtube.com/embed/EZwY5BeYcyo Did you like this story? Why or why not? Tell someone in your family about the book.
	Read Pm e-collection book 3 - https://cengage.com.au/primary?type=auto
	Writing- Write a sentence from or about your reader in your scrapbook. Use your blue sound chart to help. Have you included: <input type="checkbox"/> a capital letter at the start <input type="checkbox"/> finger spaces between words <input checked="" type="checkbox"/> a full stop at the end Illustrate your sentence with a picture.
	Sight word practice – Practise reading your sight word list from Seesaw . Only upload your task for your teacher when you know them automatically and if you are ready for a new sight word list.
	Jolly Phonics - Listen to the 'Jolly Phonics' songs https://www.youtube.com/embed/jvAYUvQURGo Find each sound on your blue card as you hear it.
	Spelling/ Phonics -On the day you are at school, your teacher will be teaching you the 'oo' sound. Complete the 'oo' activity in your Jolly Phonics booklet . Remember 'oo' makes two sounds.
	Spelling- Complete 'he' in your Super Sight Word booklet .
	Spelling Activity – Complete the 'Ending sound' Task on Seesaw .
	Maths warm up- Counting numbers Use your number cards 1-20. Can you put them in order? Count forwards to 20 then back down again.
	Volume and Capacity Complete the Volume and Capacity task on Mathletics.
	Maths- Volume and Capacity- Ask an adult to help you find two containers from your kitchen. Can you tip water from one container to the other container to see which holds more. Complete the capacity task on Seesaw .
	Sport- Ask Mum or Dad to help you set up an obstacle course in your yard. You might like to use buckets to run around, crawl under a table, over a chair, hop along some pavers, jump side to side along a skipping rope, throw a ball into a hoop, the ideas are endless! You may like to time yourself and see how quickly you can complete the course.



 This symbol indicates when you will need Seesaw to complete a task. This may be a link your teachers have provided, or a set activity.

 Specific tasks for Mathletics will be set each week. You may still complete other tasks, but these set activities need to be completed first.

Day 5

You will only need to complete Day 5 activities if you did not attend school for one day this week.

Please choose from the following activities.

	News - What is your favourite thing to do for fun? Maybe you like to play sport or go to the beach? Tell us all about it.
	Modelled Read: Listen to a story from Harper Kids https://www.youtube.com/playlist?list=PLiYzMwyBPG96EDjV7MAohaCnXoQnqiBmG
	Re-read Pm e-collection book 3 https://cengage.com.au/primary?type=auto Ask an adult to record you reading and upload it to seesaw
	Jolly Phonics -Listen to the 'Jolly Phonics' songs https://www.youtube.com/embed/jvAYUvQURGo Try writing each sound as you hear it. You may like to use your blue sound card.
	Reading Eggs- Work on some of your Reading Eggs activities.
	Mathletics – Once you have completed your set tasks for this week, you are free to work through your Mathletics activities.
	Watch an episode of Numbers blocks
	Play online snakes and ladders. You can play this game on your own. http://www.turtlediary.com/kindergarten-games/puzzle-games/snake-ladder.html
	Complete a page in your 'Gratitude Journal'. This was sent home last term.
	Practice tracing your sounds and numbers using your tracing card. Don't forget to start all the letters and numbers at the top except 'd' and 'e'.
	Movement- lesson breaks Have a go at learning our school dance directed by Mrs Dorrian. Part 1- https://www.youtube.com/embed/4ZbZ5jKCrIc Part 2 - https://www.youtube.com/embed/HT1uuFQCW1Q
	Art- Draw a picture with chalk on your path or driveway. Make it colourful. This will brighten the day of people walking by.
	Listen to a story on Playschool Storytime - https://iview.abc.net.au/show/play-school-story-time
	Complete any additional History or Science worksheets from this weeks lesson on Inquisitive- Use you the link http://inq.co/class/nu3 and log in code 2637 to access this weeks activity.
	Finish the day with a dance from Just Dance Zumba Kids or Go Noodle