












Day 1	
	Modelled Read: Listen to a story from Playschool Storytime <a href="https://iview.abc.net.au/show/play-school-story-time">https://iview.abc.net.au/show/play-school-story-time</a>
	Pm e-collection book 1 - <a href="https://cengage.com.au/primary?type=auto">https://cengage.com.au/primary?type=auto</a>
	Handwriting – Complete page ‘c and a’ from your ‘My Alphabet Tracing’ booklet
	Writing- Wombats. Use your labelled wombat from last week to write about wombats in your scrapbook. <b>‘Wombats have.....’</b> Try and write 2 sentences about what a wombat looks like. Have you included: <input type="checkbox"/> a capital letter at the start <input type="checkbox"/> finger spaces between words <input checked="" type="checkbox"/> a full stop at the end
	Jolly Phonics- Listen to the ‘Jolly Phonics’ songs. Find each sound on your blue card as you hear it. <a href="https://www.youtube.com/embed/jvAYUvQURGo">https://www.youtube.com/embed/jvAYUvQURGo</a>
	Sight word practice – Practise reading your sight word list from Seesaw. Only upload your words for your teacher when you know them automatically and if you are ready for a new sight word list.
	Look on Seesaw and complete the fun ‘Secret sentence’ task.
	Maths warm up Counting or writing numbers- Use your number cards 1-20. Can you use something from around the house to show each number e.g pasta, paperclips.
	Maths Number 11- Complete number 11 in your ‘I know my numbers’ book. (Start your new number booklet today)
	Maths- Position - Listen to and play along with the directions song. <a href="https://www.youtube.com/embed/OhRQSOMRk_A">https://www.youtube.com/embed/OhRQSOMRk_A</a> Complete the worksheet ‘On my Farm’ in Work pack 5. You may like to play a game of Simon Says with your family.
	History- The Past ( <i>Inquisitive</i> unit) Use you the link <a href="http://inq.co/class/nu3">http://inq.co/class/nu3</a> and log in code 2637 to access todays activity. Follow the online lesson then print and complete pages 6 and 7. If you are unable to print the task complete the instructions in your scrapbook. You have access to the other worksheets if you’d like extra activities.
	Share what you know about wombats using ‘Seesaw activities’.
	Music- Watch the link about beat <a href="https://www.youtube.com/embed/0kaX2l413p8">https://www.youtube.com/embed/0kaX2l413p8</a> Using either your hands or an object such as a spoon, make and keep a simple beat pattern to a known nursery rhyme or song.
	Have a go at learning our school dance directed by Mrs Dorrian. Part 1- <a href="https://www.youtube.com/embed/f93fxyU20XM">https://www.youtube.com/embed/f93fxyU20XM</a> Part 2 - <a href="https://www.youtube.com/embed/HT1uuFQCW1Q">https://www.youtube.com/embed/HT1uuFQCW1Q</a>





 This symbol indicates when you will need Seesaw to complete a task. This may be a link your teachers have provided, or a set activity.


 Specific tasks for Mathletics will be set each week. You may still complete other tasks, but these set activities need to be completed first.


Day 2	
	Modelled Read: Ask an adult to read you a picture book. Talk about what happened in the beginning, middle and end of the story.
	Re read Pm e-collection book 1. <a href="https://cengage.com.au/primary?type=auto">https://cengage.com.au/primary?type=auto</a>
	Writing- Write a sentence from or about your reader. Use your blue sound chart to help. Have you included: <ul style="list-style-type: none"> <li>Ⓒ a capital letter at the start</li> <li>□ finger spaces between words</li> <li>Ⓓ a full stop at the end.</li> </ul> <p style="text-align: right;">Illustrate your sentence with a picture.</p>
	Jolly Phonics -Listen to the 'Jolly Phonics' songs <a href="https://www.youtube.com/embed/jvAYUvQURGo">https://www.youtube.com/embed/jvAYUvQURGo</a> Try writing each sound as you hear it. You may like to use your blue sound card.
	Spelling Activity – Initial sound Task from Seesaw.
	Spelling- Complete 'the' in your 'Super Sight word' booklet.
	Maths warm up- Counting or writing numbers Play a game of snakes and ladders with someone in your family. If you don't have this game there is a copy in Work pack 5.
	Maths Position Complete the position task on Mathletics
	Maths- Position Ask an adult to read you these instructions and drew what they say. Draw <ul style="list-style-type: none"> <li>• a house in the <b>middle</b> of your page</li> <li>• the sun <b>above</b> the house</li> <li>• a tree <b>beside</b> the house</li> <li>• a chimney <b>on top of</b> the roof</li> <li>• a garden on the <b>left side</b> of the house</li> <li>• a fence <b>next to</b> the house</li> <li>• 3 clouds in the <b>top right hand corner</b></li> </ul>
	Art- Wombat drawing follow the instructions on this link <a href="https://www.youtube.com/embed/V7mQm5dowE">https://www.youtube.com/embed/V7mQm5dowE</a> or look at the instructions on Seesaw.
	Sport- <ul style="list-style-type: none"> <li>• Practise bouncing a ball with two hands</li> <li>• Practise bouncing a ball with one hand</li> <li>• Practise bouncing a ball with your other hand</li> </ul> <p>Use your chalk to draw a handball court. Have a game of handball with someone in your family.</p>
	Finish the day by joining in with an online program which includes activities put out by the NSW Education department as part of 'Get Active@Home' <a href="https://vimeo.com/413420570">https://vimeo.com/413420570</a>




 This symbol indicates when you will need Seesaw to complete a task. This may be a link your teachers have provided, or a set activity.


 Specific tasks for Mathletics will be set each week. You may still complete other tasks, but these set activities need to be completed first.


Day 3	
	Modelled Read: Listen to a story from Harper Kids <a href="https://www.youtube.com/playlist?list=PLiYzMwyBPG96EDjV7MAohaCnXoQnqiBmG">https://www.youtube.com/playlist?list=PLiYzMwyBPG96EDjV7MAohaCnXoQnqiBmG</a>
	Read Pm e-collection book 2. <a href="https://cengage.com.au/primary?type=auto">https://cengage.com.au/primary?type=auto</a>
	Sight word practice – Practise reading your sight word list from Seesaw. Only upload your words for your teacher when you know them automatically and if you are ready for a new sight word list.
	Writing- Write the sentence ‘I see a.....’ from your ‘Sentence writing book’. Have you included: <input checked="" type="radio"/> a capital letter at the start <input type="checkbox"/> finger spaces between words <input checked="" type="radio"/> a full stop at the end. <span style="float: right;">Illustrate your sentence with a picture.</span>
	Jolly Phonics - Listen to the ‘Jolly Phonics’ songs <a href="https://www.youtube.com/embed/jvAYUvQURGo">https://www.youtube.com/embed/jvAYUvQURGo</a> Try writing each sound as you hear it. You may like to use your blue sound card.
	Spelling - On the day you were at school, your teacher taught you all about the ‘qu’ sound. Complete the ‘qu’ activity in your ‘Jolly Phonics’ book.
	Reading- Complete the Seesaw reading task for today.
	Maths warm up- Counting or writing numbers Practice counting forward at least to 30. Can you count back from 20? Write your numbers 1-10 in your scrapbook. You might even like to have a go at writing numbers to 20.
	Maths- Complete the set task on Mathletics- Subitising
	Maths – Dot patterns (subitising) Find the domino dot patterns worksheet in your ‘extra activities booklet’. Cut the dominoes out and paste them next to the correct number on the other worksheet.
	Watch and join in with the ‘Subitise song’ <a href="https://www.youtube.com/embed/A1Mazc-SsG0">https://www.youtube.com/embed/A1Mazc-SsG0</a>
	PDH- Last week we learnt all about healthy food. Complete the Seesaw activity to sort the foods on your plate. Maybe you could help prepare lunch or dinner today.
	Finish your day with ‘The wombat wobble’ <a href="https://www.youtube.com/embed/EhVG1pZ_3T0">https://www.youtube.com/embed/EhVG1pZ_3T0</a>

 This symbol indicates when you will need Seesaw to complete a task. This may be a link your teachers have provided, or a set activity.

 Specific tasks for Mathletics will be set each week. You may still complete other tasks, but these set activities need to be completed first.

Day 4	
	Modelled Read: Listen to a story from Seesaw- <i>The Koala who Could</i> - read by Mrs Rowe Talk with someone in your family about the message of this story?
	Read Pm e-collection book 3. <a href="https://cengage.com.au/primary?type=auto">https://cengage.com.au/primary?type=auto</a>
	Writing- Write a sentence from or about your reader in your scrapbook. Use your blue sound chart to help. Have you included: <input type="radio"/> a capital letter at the start <input type="checkbox"/> finger spaces between words <input checked="" type="radio"/> a full stop at the end. <span style="margin-left: 100px;">Illustrate your sentence with a picture.</span>
	Jolly Phonics- Listen to the 'Jolly Phonics' songs <a href="https://www.youtube.com/embed/jvAYUvQURGo">https://www.youtube.com/embed/jvAYUvQURGo</a> Find each sound on your blue card as you hear it.
	Spelling - The 'th' sound. On the day you were at school, your teacher taught you all about the 'th' sound. Complete the 'th' activity in your 'Jolly Phonics' book. Remember 'th' has two sounds.
	Spelling - Use the magnetic letters on Seesaw to make this weeks WIK words
	Maths warm up- Counting numbers. Use your number cards 1-20. Can you put them in order? Count forwards to 20 then back down again.
	Maths- Number 12 Number 12 in your 'I know my numbers' book.
	Maths- Dot patterns Play online snakes and ladders. You can play this game on your own. <a href="http://www.turtlediary.com/kindergarten-games/puzzle-games/snake-ladder.html">http://www.turtlediary.com/kindergarten-games/puzzle-games/snake-ladder.html</a> Otherwise use your game board from your work pack.
	Geography- Complete your Geography task from Mrs Harrison.
	Integrated Unit- Australian animals Watch the links about koalas <a href="https://www.youtube.com/embed/GDP7iX1Uzfo">https://www.youtube.com/embed/GDP7iX1Uzfo</a> <a href="https://www.youtube.com/embed/3KUSquvT9b4">https://www.youtube.com/embed/3KUSquvT9b4</a> koalas from 3.55min What have you learnt about koalas? What makes a koala special?
	Labelling a koala task - from Seesaw



 This symbol indicates when you will need Seesaw to complete a task. This may be a link your teachers have provided, or a set activity.

 Specific tasks for Mathematics will be set each week. You may still complete other tasks, but these set activities need to be completed first.

## Day 5

You will only need to complete Day 5 activities if you did not attend school for one day this week.

Please choose from the following activities.

	<p>News- Your topic this week is – When I was a baby. Ask Mum or Dad for a photo of you as a baby. Share a funny story about when you were a baby or toddler.</p>
	<p>Modelled Read: Listen to a story from Harper Kids <a href="https://www.youtube.com/playlist?list=PLiYzMwyBPG96EDjV7MAohaCnXoQnqiBmG">https://www.youtube.com/playlist?list=PLiYzMwyBPG96EDjV7MAohaCnXoQnqiBmG</a></p>
	<p>Re-read Pm e-collection book 3 <a href="https://cengage.com.au/primary?type=auto">https://cengage.com.au/primary?type=auto</a></p>
	<p>Jolly Phonics -Listen to the 'Jolly Phonics' songs <a href="https://www.youtube.com/embed/jvAYUvQURGo">https://www.youtube.com/embed/jvAYUvQURGo</a> Try writing each sound as you hear it. You may like to use your blue sound card.</p>
	<p>Reading Eggs- Work on some of your Reading Eggs activities.</p>
	<p>Mathletics – Once you have completed your set tasks for this week, you are free to work through your Mathletics activities.</p>
	<p>Watch an episode of Numbers blocks - <a href="https://www.youtube.com/embed/pCctsRlzkys">https://www.youtube.com/embed/pCctsRlzkys</a></p>
	<p>Play online snakes and ladders. You can play this game on your own. <a href="http://www.turtlediary.com/kindergarten-games/puzzle-games/snake-ladder.html">http://www.turtlediary.com/kindergarten-games/puzzle-games/snake-ladder.html</a></p>
	<p>Complete a page in your 'Gratitude Journal'. This was sent home last term.</p>
	<p>Practice tracing your sounds and numbers using your tracing card. Don't forget to start all the letters and numbers at the top except 'd' and 'e'.</p>
	<p>Movement- lesson breaks Exercise rhyme and freeze - <a href="https://www.youtube.com/embed/cSPmGPlykU">https://www.youtube.com/embed/cSPmGPlykU</a> Shake break - <a href="https://www.youtube.com/embed/s-8CSs7Xnlo">https://www.youtube.com/embed/s-8CSs7Xnlo</a> Following directions song - <a href="https://www.youtube.com/embed/OhRQSOMRk_A">https://www.youtube.com/embed/OhRQSOMRk_A</a> A Tooty Ta: - <a href="https://www.youtube.com/embed/ea4TVg0_8Dk">https://www.youtube.com/embed/ea4TVg0_8Dk</a> The wombat wobble: - <a href="https://www.youtube.com/embed/EhVG1pZ_3T0">https://www.youtube.com/embed/EhVG1pZ_3T0</a></p>
	<p>Art- Draw a picture for your grandparents. You may like to ask Mum or Dad to help you put it in an envelope to post.</p>
	<p>Listen to a story on Playschool Storytime - <a href="https://iview.abc.net.au/show/play-school-story-time">https://iview.abc.net.au/show/play-school-story-time</a></p>
	<p>Complete any additional History worksheets from this weeks lesson on Inquisitive- Use you the link <a href="http://inq.co/class/nu3">http://inq.co/class/nu3</a> and log in code 2637 to access this weeks activity.</p>
	<p>Finish the day with a dance from Just Dance <a href="https://www.youtube.com/embed/52pdktAMDe4">https://www.youtube.com/embed/52pdktAMDe4</a> Zumba Kids <a href="https://www.youtube.com/embed/ymigWt5TOV8">https://www.youtube.com/embed/ymigWt5TOV8</a> or Go Noodle <a href="https://www.youtube.com/embed/lmhi98dHa5w">https://www.youtube.com/embed/lmhi98dHa5w</a></p>