












MONDAY 4.5.2020	
	Pm e-collection book 1 - <a href="https://cengage.com.au/primary?type=auto">https://cengage.com.au/primary?type=auto</a>
	Sight word practice – Practise reading your sight word list from Seesaw.
	Jolly Phonics - Listen to the 'Jolly Phonics' songs. <a href="https://www.youtube.com/embed/jvAYUvQURGo">https://www.youtube.com/embed/jvAYUvQURGo</a> Try writing each sound as you hear it. You may like to use your blue sound card.
	Complete the phonics sound sort sheet from your work pack – g, o, u, l, f, b
	Listen to Mrs Shirlaw read The Kangaroo and the Porpoise on Seesaw Draw a picture of your favourite part of the story in your work pack.
	Syllables- Clap your family's names. How many syllables does each person have in their name? Complete the Syllables worksheet in your work pack and upload a photo to Seesaw for feedback.
	Counting forward - <a href="https://family.gonoodle.com/activities/count-to-100">https://family.gonoodle.com/activities/count-to-100</a> Count back - <a href="http://www.youtube.com/embed/ShqXL-zfLxY">http://www.youtube.com/embed/ShqXL-zfLxY</a> Number 7 <a href="https://www.youtube.com/embed/rWf5imSBruY">https://www.youtube.com/embed/rWf5imSBruY</a> Complete the number 7 worksheet in your number book.
	Practise writing your numbers on your wipe off card. Remember to start at the top for every number. Write your numbers (0-10) onto paper. Remember to check for reversals and upload a photo to Seesaw for feedback.
	Watch Making teen numbers with tens frames - <a href="https://www.youtube.com/embed/ILPsPpmI9VA">https://www.youtube.com/embed/ILPsPpmI9VA</a> Complete your worksheet for numbers <b>11 to 15</b> . You may like to use the number line to help you.
	Pretend you are hosting a big party. Choose one or more of the following tasks <ul style="list-style-type: none"> <li>• What food would you like? Draw or write your shopping list. –</li> <li>• Who will you invite to your party? Draw them and/or write their names. –</li> <li>• Host a tea party with your soft toys.</li> </ul> Take a photo of your chosen task and post it on Seesaw.


 This symbol indicates when you will need Seesaw to complete a task. This may be a link your teachers have provided, or a set activity.


 The shaded boxes indicate a task that will be assessed by your teachers and needs to be uploaded to Seesaw. This may be a set Seesaw activity or a task you take a photo or video of and upload. Completing these tasks is your attendance for the day.


 Specific tasks for Mathletics will be set each week. You may still complete other tasks, but these set activities need to be completed first.




TUESDAY 5.5.2020	
	Reread Pm e-collection book 1 - <a href="https://cengage.com.au/primary?type=auto">https://cengage.com.au/primary?type=auto</a>
	Sight word practice – Practise reading your sight word list from Seesaw. Post your recording on Seesaw for feedback from your teacher.
	Jolly Phonics - Listen to the 'Jolly Phonics' songs. <a href="https://www.youtube.com/embed/jvAYUvQURGo">https://www.youtube.com/embed/jvAYUvQURGo</a> Try writing each sound as you hear it. You may like to use your blue sound card.
	Phonics- The 'z' sound. Listen to Mrs Morris on Seesaw then complete the 'z' sheets in your work pack.
	'I can read' cut and paste worksheet. Use your sounds and slide through the words to match the picture to the correct word.
	Watch Mrs Munro read and information text about kangaroos on Seesaw. Complete the 'All about Kangaroos' task on Seesaw for feedback from your teacher.
	Writing - complete the 'I can _____' writing task in your work pack.
	Counting forward - <a href="https://family.gonoodle.com/activities/count-to-100">https://family.gonoodle.com/activities/count-to-100</a> Count back - <a href="http://www.youtube.com/embed/ShqXL-zfLxY">http://www.youtube.com/embed/ShqXL-zfLxY</a> Number 8 <a href="https://www.youtube.com/embed/0qs2WDxs98o">https://www.youtube.com/embed/0qs2WDxs98o</a> Complete the number 8 worksheet in your number book.
	Watch this episode of Number blocks- It's all about teen numbers. <a href="https://www.youtube.com/embed/sL76_VvtvgQ">https://www.youtube.com/embed/sL76_VvtvgQ</a> Complete your worksheet for numbers 1-20. You may like to use the number line to help you.
	Art- Colour your kangaroos in black and cut them out. Make sure not to leave white spaces. Paint your background. If you don't have paint then draw your background and colour in crayon.  You might like to listen to the How the Kangaroos Got Their Tails at <a href="https://www.youtube.com/embed/MSBEGg2X-iE">https://www.youtube.com/embed/MSBEGg2X-iE</a> while you work.





 This symbol indicates when you will need Seesaw to complete a task. This may be a link your teachers have provided, or a set activity.


 The shaded boxes indicate a task that will be assessed by your teachers and needs to be uploaded to Seesaw. This may be a set Seesaw activity or a task you take a photo or video of and upload. Completing these tasks is your attendance for the day.




 Specific tasks for Mathletics will be set each week. You may still complete other tasks, but these set activities need to be completed first.


WEDNESDAY 6.5.2020	
	Modelled Read: Listen to a story from Storyline online - <a href="https://www.storylineonline.net/">https://www.storylineonline.net/</a>
	Pm e-collection book 2 - <a href="https://cengage.com.au/primary?type=auto">https://cengage.com.au/primary?type=auto</a>
	Sight word practice – Practise reading your sight word list from Seesaw.
	Write the sentence ‘I go to the.....’ from your sentence writing book. Illustrate your sentence with a picture. Have you included: <input checked="" type="checkbox"/> a capital letter at the start <input type="checkbox"/> finger spaces between words <input checked="" type="checkbox"/> a full stop at the end
	Jolly Phonics - Listen to the ‘Jolly Phonics’ songs. <a href="https://www.youtube.com/embed/jvAYUvQUrGo">https://www.youtube.com/embed/jvAYUvQUrGo</a> Try writing each sound as you hear it. You may like to use your blue sound card.
	Spelling Activity Phonics- The ‘y’ sound. Look and listen to Seesaw then complete the ‘y’ activities in your Jolly Phonics booklet.
	Spelling/ Phonemic Awareness- Use the sounds to slide through the words. Complete the task in your workbook. Read the words and paste the picture to match. Take a photo of your work to upload to Seesaw. Record yourself saying the words.
	Counting forward - <a href="https://family.gonoodle.com/activities/count-to-100">https://family.gonoodle.com/activities/count-to-100</a> Count back - <a href="http://www.youtube.com/embed/ShqXL-zfLxY">http://www.youtube.com/embed/ShqXL-zfLxY</a> Number 9 <a href="https://www.youtube.com/embed/5p6OaYRltsY">https://www.youtube.com/embed/5p6OaYRltsY</a> Complete the number 9 worksheet in your number book.
	Complete your worksheet for numbers 16-19. You may like to use the number line to help you. Watch an episode of Number blocks - <a href="https://www.youtube.com/embed/6DDbzqYKNh0">https://www.youtube.com/embed/6DDbzqYKNh0</a>
	PDH- Good food is so important to helping us stay healthy and strong. Watch the link about healthy eating - <a href="https://www.youtube.com/embed/cabZLpTaj2E">https://www.youtube.com/embed/cabZLpTaj2E</a>
	Complete the Seesaw task about food. <a href="https://www.youtube.com/embed/L9ymkJK2QCU">https://www.youtube.com/embed/L9ymkJK2QCU</a>


 This symbol indicates when you will need Seesaw to complete a task. This may be a link your teachers have provided, or a set activity.


 The shaded boxes indicate a task that will be assessed by your teachers and needs to be uploaded to Seesaw. This may be a set Seesaw activity or a task you take a photo or video of and upload. Completing these tasks is your attendance for the day.








 Specific tasks for Mathletics will be set each week. You may still complete other tasks, but these set activities need to be completed first.


Thursday 7 <sup>th</sup> May	
	Modelled Read: Listen to the story Diary of a Wombat <a href="https://www.youtube.com/embed/OesdaXtf0Yo">https://www.youtube.com/embed/OesdaXtf0Yo</a>
	Re-read Pm e-collection book 2. <a href="https://cengage.com.au/primary?type=auto">https://cengage.com.au/primary?type=auto</a> Record yourself reading on Seesaw (get an adult to video you).
	Writing- Write a sentence from or about your reader. Use your blue sound chart to help. Have you included: <input type="checkbox"/> a capital letter at the start <input type="checkbox"/> finger spaces between words <input type="checkbox"/> a full stop at the end. Illustrate your sentence with a picture.
	Jolly Phonics - Listen to the 'Jolly Phonics' songs. <a href="https://www.youtube.com/embed/jvAYUvQUrGo">https://www.youtube.com/embed/jvAYUvQUrGo</a> Find each sound on your blue card as you hear it.
	Spelling Activity – Sound sort. Complete the sound sort for 'j, z, w, v, y, x' from work pack 5.
	Spelling - Use the magnetic letters on Seesaw to make this weeks WIK words – to, do, the
	Complete the 'to' worksheet in your super Sight word booklet.
	Maths warm up- Counting or writing numbers Count forwards to 20 then back down again.
	Cut out your number cards 1-20. (In your Term 2 pack) Can you put them in order? Upload a photo to Seesaw for feedback
	Number 10 <a href="https://www.youtube.com/embed/dk9Yt1PgQiw">https://www.youtube.com/embed/dk9Yt1PgQiw</a> Complete the number 10 worksheet in your number book.
	Watch the clip about subtraction at <a href="https://www.youtube.com/embed/GdXClek-05I">https://www.youtube.com/embed/GdXClek-05I</a> Use the Ten Frame from your Term 2 kit. Place ten counters on the frame (pretend they are teddies on a bus). Roll a dice and subtract the corresponding number of teddies from the collection on the frame. Tell the subtraction story to an adult. e.g. there were 10 teddies and 2 got off. There are eight teddies left on the bus. Repeat this task.
	Geography- Complete your Geography task from Mrs Harrison.
	This term we are learning about Australian animals. Watch this clip to learn about our next animal the wombat. <a href="https://www.youtube.com/embed/HNq8mjYDLSE">https://www.youtube.com/embed/HNq8mjYDLSE</a> Label the Wombat in your work pack.


 This symbol indicates when you will need Seesaw to complete a task. This may be a link your teachers have provided, or a set activity.


 The shaded boxes indicate a task that will be assessed by your teachers and needs to be uploaded to Seesaw. This may be a set Seesaw activity or a task you take a photo or video of and upload. Completing these tasks is your attendance for the day.

 Specific tasks for Mathletics will be set each week. You may still complete other tasks, but these set activities need to be completed first.

Friday 8 <sup>th</sup> May	
	Modelled Read: Listen to Mrs Munro read 'Sebastian Lives in a Hat' on Seesaw.
	Pm e-collection book 3. Find your favourite page in your reader. Share it with someone in your family.
	Sight word practice – Practise reading your sight word list from Seesaw and complete the sight word task if you are ready for a new sight words list.
	Writing- Write a sentence about wombats in your scrapbook. Start your sentence with: A wombat can _____ Have you included: <input type="checkbox"/> a capital letter at the start <input type="checkbox"/> finger spaces between words <input type="checkbox"/> a full stop at the end. <span style="float: right;">Illustrate your sentence with a picture.</span>
	Jolly Phonics - Listen to the 'Jolly Phonics' songs. <a href="https://www.youtube.com/embed/jvAYUvQURGo">https://www.youtube.com/embed/jvAYUvQURGo</a> Try writing each sound as you hear it. You may like to use your blue sound card.
	Spelling Activity Phonics- The 'x' sound. Look and listen to Seesaw then complete the 'x' activity in your Jolly Phonics booklet.
	Complete the 'do' worksheet in your super Sight word booklet.
	Maths warm up Write your numbers with water and a paintbrush or chalk outside.
	Maths- Subtraction Complete the subtraction task on Mathletics.
	Play the subtraction game from yesterday again. This time use the 'Bears off the bus' worksheet to record your answers.
	Science- Living Things ( <i>Inquisitive</i> unit). Use you the link <a href="http://inq.co/class/nu3">http://inq.co/class/nu3</a> and log in code 2637 to access todays activity. Follow the online lesson, watch the video on page 2 then print and complete page 4. If you are unable to print the task complete the instructions in your scrapbook. You have access to the other worksheets if you'd like extra activities.
	News Your topic this week is- 'My Family'. You will need to talk about your family. Who is in your family? Where do you live?
	Lego Challenge

 This symbol indicates when you will need Seesaw to complete a task. This may be a link your teachers have provided, or a set activity.

 The shaded boxes indicate a task that will be assessed by your teachers and needs to be uploaded to Seesaw. This may be a set Seesaw activity or a task you take a photo or video of and upload. Completing these tasks is your attendance for the day.

 Specific tasks for Mathletics will be set each week. You may still complete other tasks, but these set activities need to be completed first.